



IN ADMIRATION OF MUSIC


DALI PHANTOM E & H series
- Evolution of DALI In-stall series



The new DALI PHANTOM E and H series is all about true hi-fi sound, versatility and flexibility. Each of the three models (5", 6½" and 8") in both series offer optimum integration and placement in almost any room size. The easy-to-drive speakers deliver high quality reproduction of the amplifier signal whether ceiling or wall mounted

All the new PHANTOM models are front mounted and they work equally well as retrofit and in new construction. The easy-to-use dogleg mounting system makes installing quick and simple even for just one person. Push button terminals tightly secure the speaker cable to the speakers and are quick and easy to use. The front grills are held in place by magnets placed around the rim of the speaker for tight, secure and elegant fit.

The new DALI PHANTOM models are the perfect choice if you are seeking true Hi-Fi quality that is discrete and easy to install in your home, office or in public environments.



PHANTOM dogleg system

DALI PHANTOM Applications

Possible sound application by model

	PHANTOM E-50	PHANTOM E-60	PHANTOM E-80	PHANTOM H-50	PHANTOM H-60	PHANTOM H-80
Front speakers (left/right)	X	X	X	X	X	X
Rear speakers (left/right)	X	X	X	X	X	X
Center speaker	X	X	X	X	X	X

Possible placement by model

	PHANTOM E-50	PHANTOM E-60	PHANTOM E-80	PHANTOM H-50	PHANTOM H-60	PHANTOM H-80
In walls	(X)	(X)	(X)	X	X	X
In ceilings	X	X	X	(X)	(X)	(X)

Backbox features


	PHANTOM E-50	PHANTOM E-60	PHANTOM E-80	PHANTOM H-50	PHANTOM H-60	PHANTOM H-80
Backbox available as accessory		X				

Accessory Options

	PHANTOM E-50	PHANTOM E-60	PHANTOM E-80	PHANTOM H-50	PHANTOM H-60	PHANTOM H-80
Square front grill	X	X	X			

Installation features

	PHANTOM E-50	PHANTOM E-60	PHANTOM E-80	PHANTOM H-50	PHANTOM H-60	PHANTOM H-80
New buildings	X	X	X	X	X	X
Retrofit - can be front mounted	X	X	X	X	X	X



DALI PHANTOM E series

The DALI PHANTOM E series is designed for optimum in-ceiling use, but will also work if mounted in-wall. The compact sized construction and the easy-to-use compass positioning system makes placing the speaker for the optimum sound experience very straight forward. Two discreet switches offer audio adjustment options to ensure that the listener gets the most from the speakers, even in rooms that traditionally are difficult. The tilted woofer and the slightly of centre soft dome tweeter, blends gracefully and produces a richly detailed and crisp soundstage. The polypropylene cone is more resilient towards humidity than the traditional DALI cone material - wood fibre, making the PHANTOM E series flexible in regards to placements in covered outdoor areas and bathrooms. Optionally the PHANTOM E series can be fitted with a square front grill.



DALI PHANTOM H series



The DALI PHANTOM H series is an in-wall speaker build around traditional speaker technologies. At its centre is the easy to recognise the DALI woofer cone made from a mix of paper pulp and wood fibre. This gives the cone a light, well behaved, but random structure that helps reproduce even the smallest details in the music. The powerful low-loss magnet system deliver precision and timing to the low frequencies and the ultra lightweight soft dome tweeter adds great resolution to the high frequencies. Together they blend into a very coherent, highly detailed, clear and natural soundstage. The PHANTOM H series is a true full range speaker and needs no supplement subwoofer.




PHANTOM Sound Tips

- Audio performance that matches that of a traditional floor stand or shelf speaker.
- DALI in-wall speakers benefit from DALI's Wide Dispersion design principle providing a well-balanced sound and a uniform sound field throughout the listening area.
- DALI's in-ceiling solutions allow you to spread sound evenly in areas that are inaccessible with conventional box speakers.
- DALI in-wall speakers offer a variety of options and are the ultimate solution for a concealed sound source. With invisible speakers, listeners/viewers can more easily focus on the musical event and/or the onscreen action.
- Once installed, in-wall speakers are even shallower than your flat panel screen.
- In-wall speakers offers the same audio system configuration options as traditional box speakers, including 2.0, 2.1, 5.1, 6.1 and 7.1 solutions.

Optional backbox for DALI PHANTOM E-60 includes:

- Protection against moisture, dust and dirt.
- Consistent sound quality (symmetrical loading), even if the acoustic environment behind the walls/ceiling is uneven.
- No rear sound radiation, reducing acoustic leakage from room to room and from floor to floor.



DALI Wide Dispersion design principle

Specifications:	PHANTOM E50	PHANTOM E60	PHANTOM E80	PHANTOM H50	PHANTOM H60	PHANTOM H80
Frequency Range +/-3dB [Hz]	58 – 25,000	52 – 25,000	49 – 25,000	52 – 25,000	51 – 25,000	46 – 25,000
Sensitivity (2.83V/1m)[dB]	87	88	89,5	88	89	90
Nominal Impedance [ohm]	8	8	6	8	8	6
Maximum SPL [dB]	104	105	107	105	107	109
Crossover Frequency [Hz]	3,600	3,300	3,200	2,450	1,900	2,350
Recommended Placement	In-ceiling/In-wall	In-ceiling/In-wall	In-ceiling/In-wall	In-ceiling/In-wall	In-ceiling/In-wall	In-ceiling/In-wall
Recommended Amplifier Power [Watt]	40 - 120	30 - 120	30 - 150	30 - 120	30 - 150	30 - 200
High Frequency Driver	1 x 28 mm soft dome	1 x 28 mm soft dome	1 x 28 mm soft dome	1 x 28 mm soft dome	1 x 28 mm soft dome	1 x 28 mm soft dome
Low Frequency Driver	1 x 5.25"	1 x 6½"	1 x 8"	1 x 5.25"	1 x 6½"	1 x 8"
Connection Input	Single wire	Single wire	Single wire	Single wire	Single wire	Single wire
Dimensions (Ø x D) [cm]	23.0 x 9.95	25.8 x 9.95	29.4 x 10.9	27.5 x 27.5 x 9.5	30 x 30 x 9.5	33.5 x 33.5 x 10.6
Dimensions (Ø x D) [inches]	9.1 x 3.9	10.2 x 3.9	11.6 x 4.3	10.8 x 10.8 x 3.7	11.8 x 11.8 x 3.7	13.2 x 13.2 x 4.2
Cut-out Dimensions (Ø) [cm]	19.9	22.5	26.1	23.9 x 23.9	26.4 x 26.4	29.9 x 29.9
Cut-out Dimensions (Ø) [inches]	7.83	8.86	10.3	9.4 x 9.4	10.4 x 10.4	11.8 x 11.8
Functions	Normal/HF Tilt, Focus/Distributed	Normal/HF Tilt, Focus/Distributed	Normal/HF Tilt, Focus/Distributed	-	-	-
Weight [kg/lbs]	1.58/3.50	1.92/4.25	2.36/5.15	2.15/4.75	2.60/5.75	3.30/7.29
Finish with grille	White	White	White	White	White	White
Accessories	Cut-out template, Logo badge	Cut-out template, Logo badge	Cut-out template, Logo badge	Cut-out template, 3mm Allen bit, Logo badge	Cut-out template, 3mm Allen bit, Logo badge	Cut-out template, 3mm Allen bit, Logo badge
Optional Accessory	Square Grille	Square Grille	Square Grille	-	-	-

All technical specifications are subject to change without notice